

◆ Marondera **University of Agriculture Science and Technology Admission Process**

Step-by-Step Instructions for MUAST Prospective Students

University Admissions Application Guide

- For Prospective Students
- Intake: August 2025 and Beyond
- Prepared by: ICT Office
- Date: 11/11/2025

Navigate the admissions process with clarity and confidence.

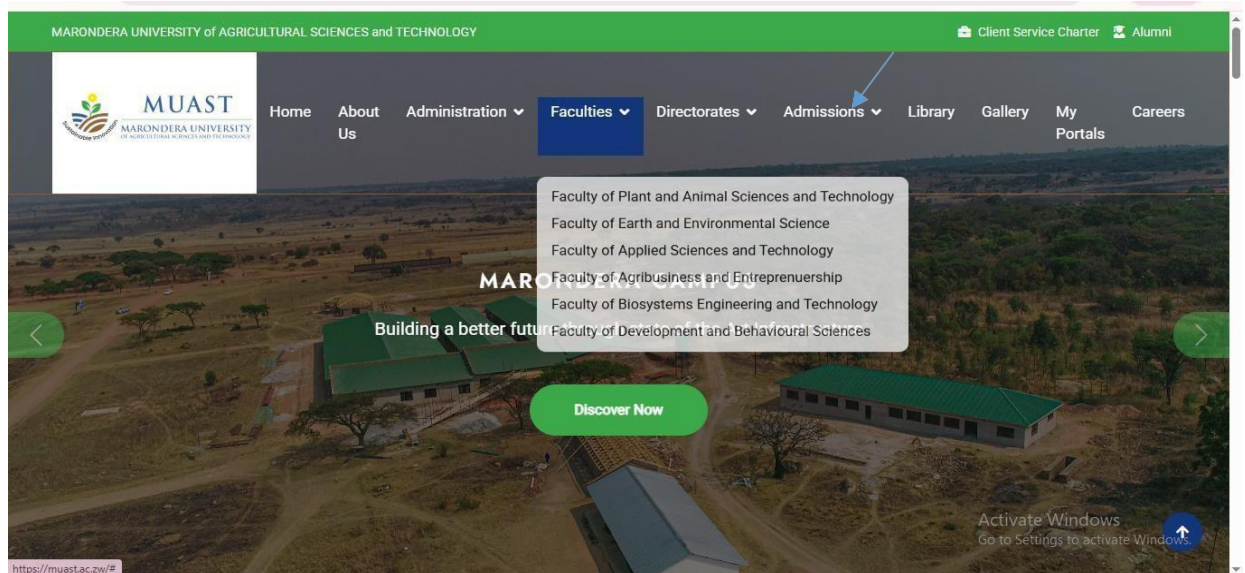
Contents Page

Contents

◆ Marondera University of Agriculture Science and Technology Admission Process.....	1
Contents Page.....	2
Step 1: Access the Admissions Portal.....	3
Step 2: Create Your Applicant Account.....	3
Step 3: Sign in to Your Applicant Account.....	4
Step 4: Fill Out the Online Application Form	4
Step 5: Application Category.....	5
Step 6: Choose Undergraduate Program	5
Step 7: Supporting Documents	6
Step 8: Option 4.....	6
Step 9: O-level results	6
Step 10: A-level results	7
Need Assistance?.....	8
Registry Department.....	8
Bursary	8
ICT Support.....	8

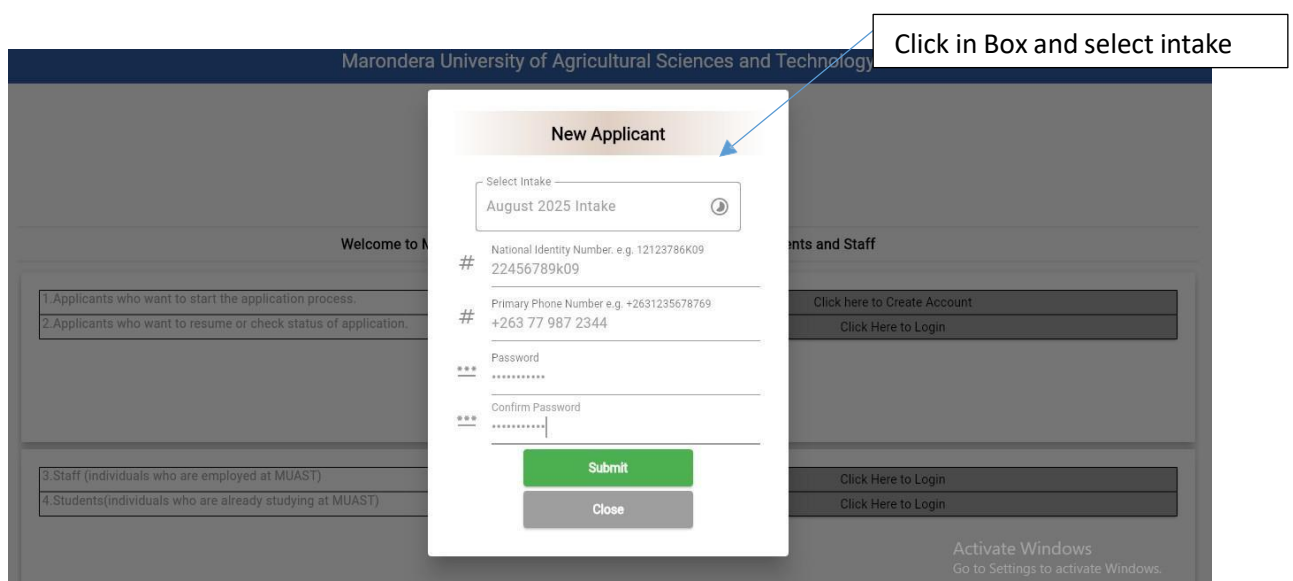
Step 1: Access the Admissions Portal

- Go to the university's website: <https://muast.ac.zw/>.
- Click on the "Admissions" and select the "Apply Now" section.



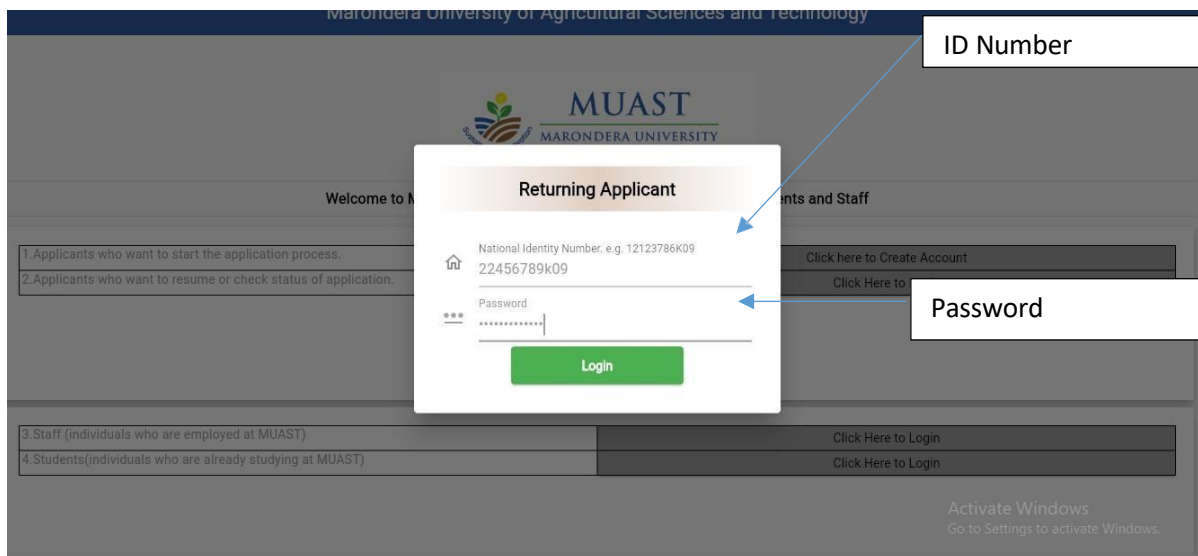
Step 2: Create Your Applicant Account

- Choose the appropriate intake period (e.g., August 2025), enter the required information, and submit to create your account.



Step 3: Sign in to Your Applicant Account

- Sign in with a valid national ID and secure password

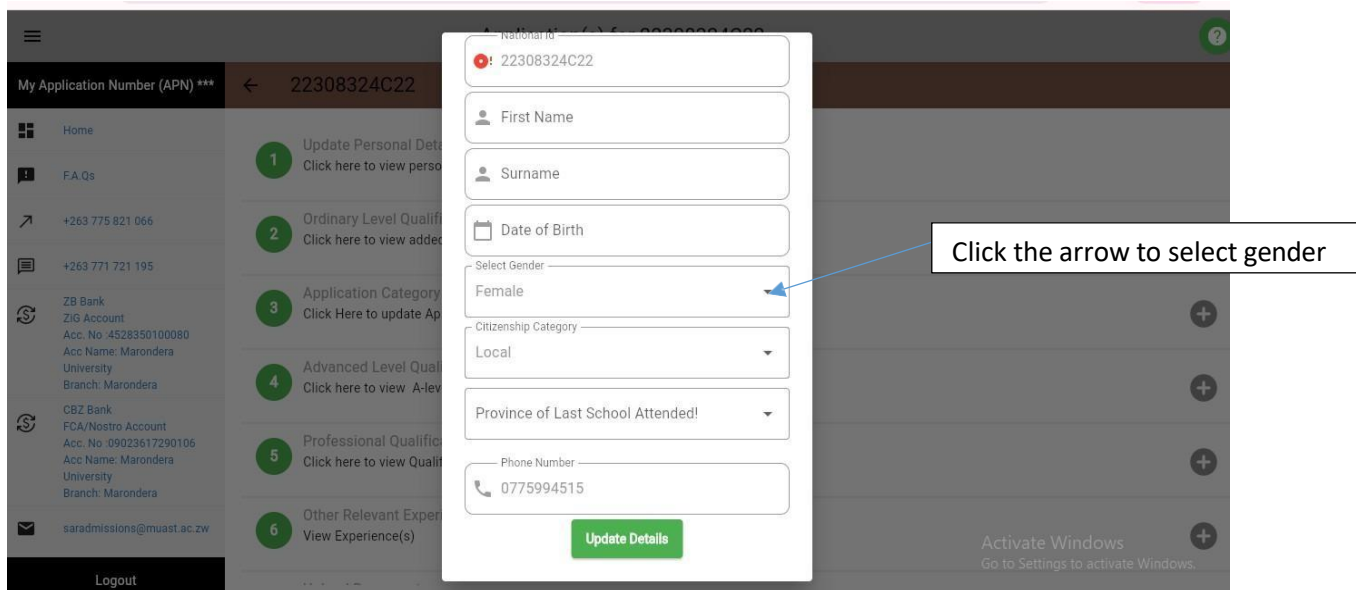


- Log in to begin the application process.

Step 4: Fill Out the Online Application Form

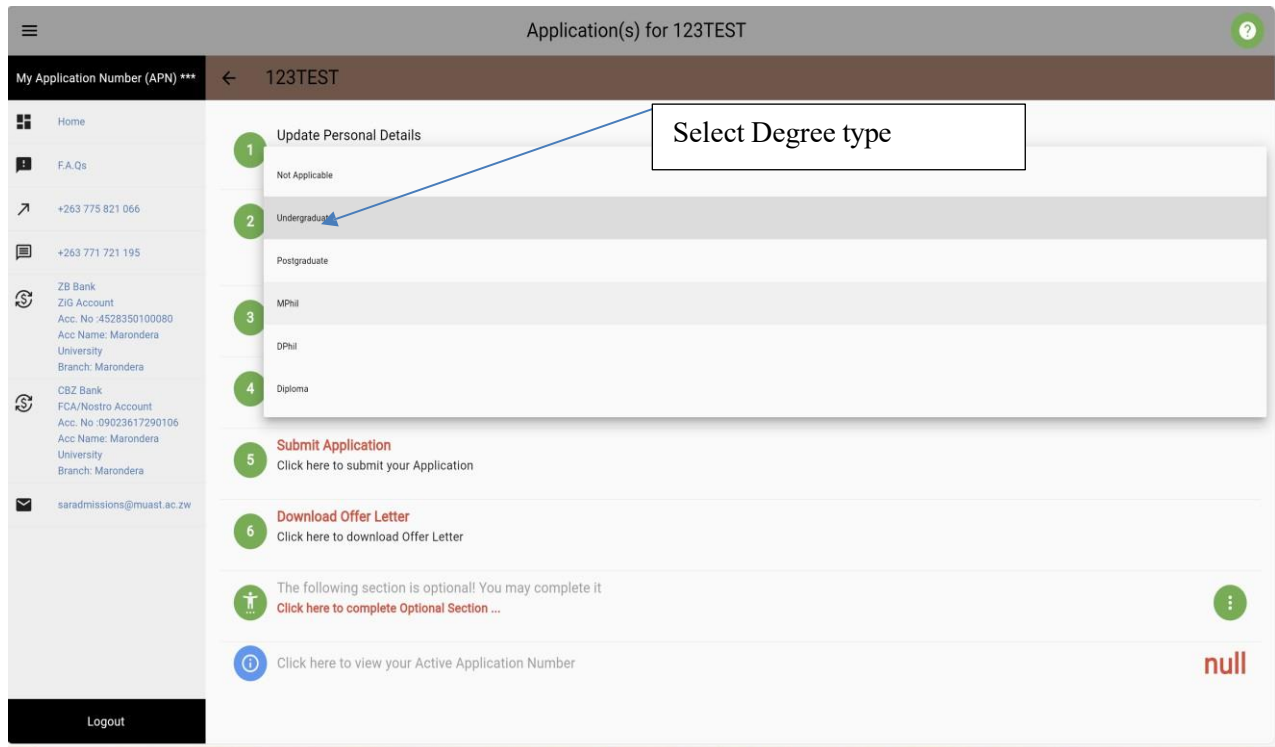
Include the following details:

- **Personal Information:** Full name, date of birth, nationality, ID/passport number



Step 5: Application Category

Choose your application category, either undergrad, diploma, etc, as follows



Application(s) for 123TEST

My Application Number (APN) *** 123TEST

Home

F.A.Qs

+263 775 821 066

+263 771 721 195

ZB Bank
ZIG Account
Acc. No: 4528350100080
Acc Name: Marondera University
Branch: Marondera

CBZ Bank
FCA/Nostro Account
Acc. No: 09023617290106
Acc Name: Marondera University
Branch: Marondera

saradmissions@muast.ac.zw

Logout

1 Update Personal Details
Not Applicable

2 Undergraduate

Postgraduate

3 MPhil

4 DPhil

5 Submit Application
Click here to submit your Application

6 Download Offer Letter
Click here to download Offer Letter

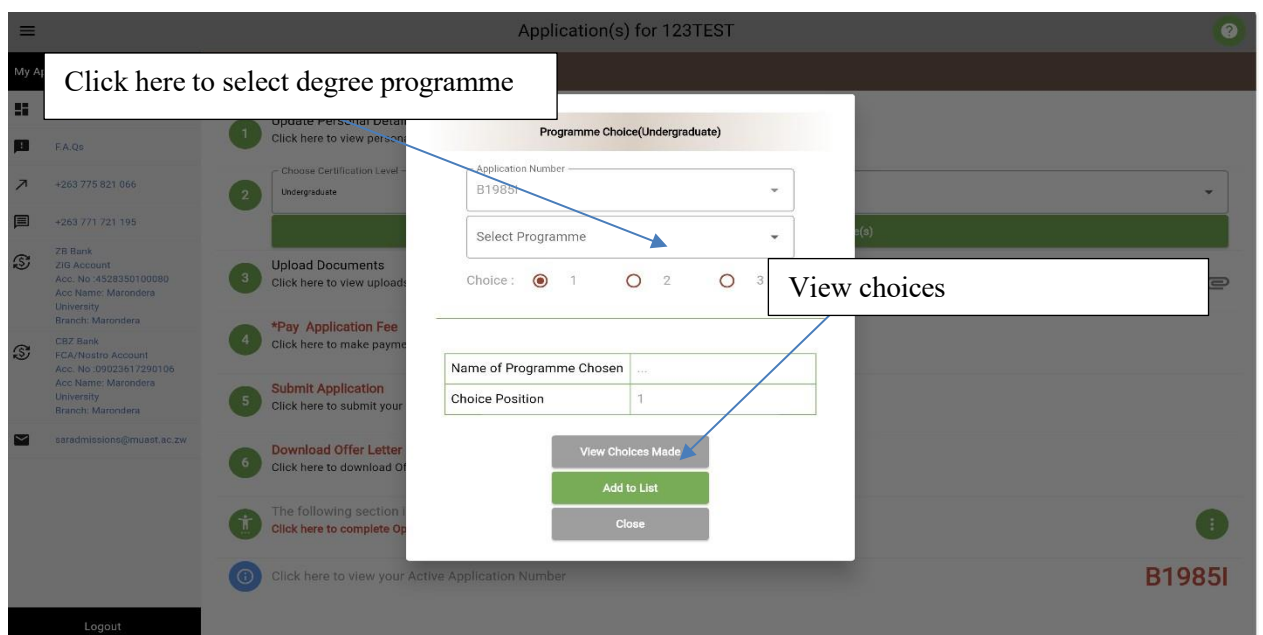
The following section is optional! You may complete it
Click here to complete Optional Section ...

Click here to view your Active Application Number

null

Step 6: Choose Undergraduate Program

Click on the blue button to add program, after selecting add to list, do this for 3 choices as labeled and view choices when done.



Application(s) for 123TEST

My Application Number (APN) *** 123TEST

Home

F.A.Qs

+263 775 821 066

+263 771 721 195

ZB Bank
ZIG Account
Acc. No: 4528350100080
Acc Name: Marondera University
Branch: Marondera

CBZ Bank
FCA/Nostro Account
Acc. No: 09023617290106
Acc Name: Marondera University
Branch: Marondera

saradmissions@muast.ac.zw

Logout

1 Update Personal Details
Click here to view personal details

2 Choose Certification Level
Undergraduate

3 Upload Documents
Click here to view uploaded documents

4 *Pay Application Fee
Click here to make payment

5 Submit Application
Click here to submit your Application

6 Download Offer Letter
Click here to download Offer Letter

The following section is optional! You may complete it
Click here to complete Optional Section ...

Click here to view your Active Application Number

B1985I

Click here to select degree programme

Programme Choice(Undergraduate)

Application Number
B1985I

Select Programme

Choice : ☒ 1 ☐ 2 ☐ 3

Name of Programme Chosen

Choice Position 1

View Choices Made

Add to List

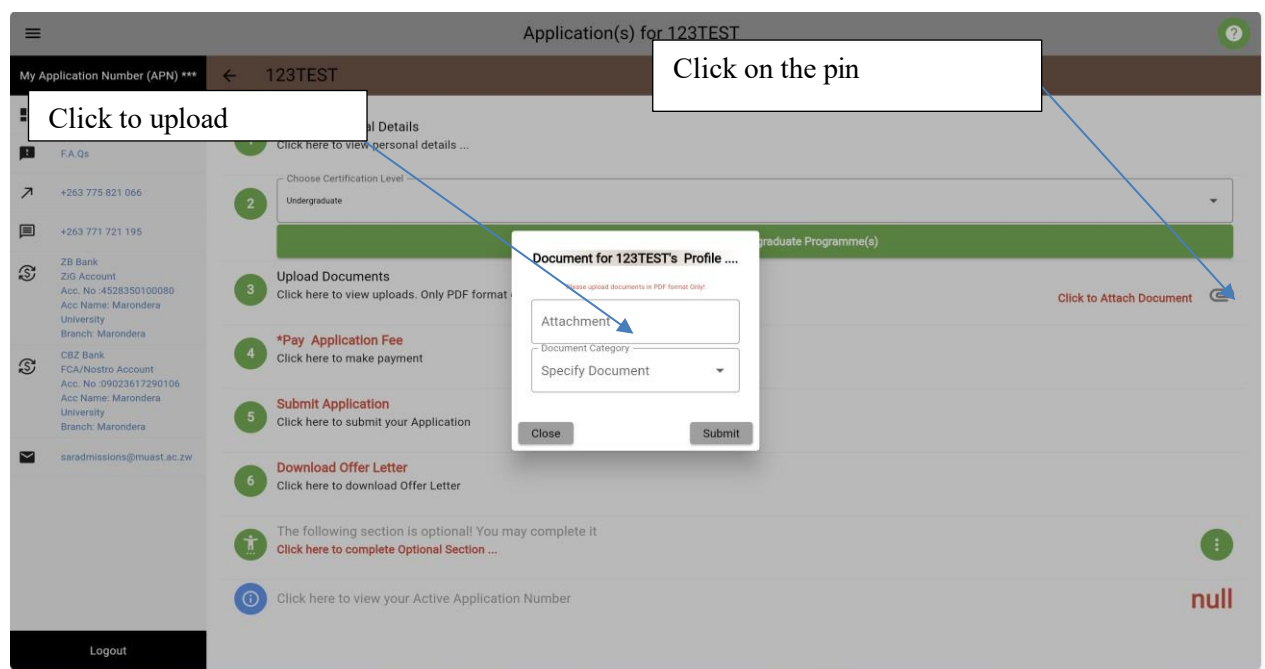
Close

View choices

Step 7: Supporting Documents

Upload certified copies of required documents in PDF format, repeat the process until you have completed all the necessary documents

- Academic certificates and transcripts
- National ID or passport
- Proof of payment for the application fee
- Passport-sized photograph



Application(s) for 123TEST

My Application Number (APN) *** 123TEST

Click to upload

Click on the pin

Click to Attach Document

Document for 123TEST's Profile ...

Attachment

Document Category

Specify Document

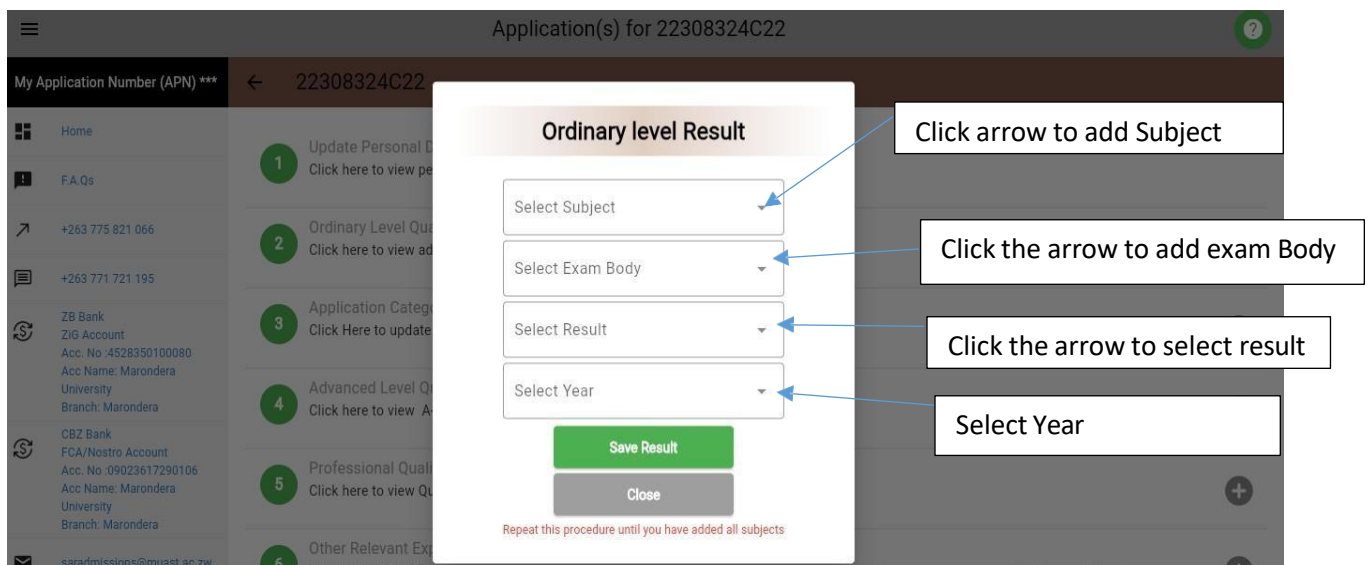
Close Submit

Step 8: Option 4

Click on Pay application fee button to make payment.

Step 9: O-level results

Add exam results, repeat the process, saving data until all subjects are finished.



Application(s) for 22308324C22

My Application Number (APN) *** 22308324C22

Ordinary level Result

Select Subject

Select Exam Body

Select Result

Select Year

Save Result

Close

Click arrow to add Subject

Click the arrow to add exam Body

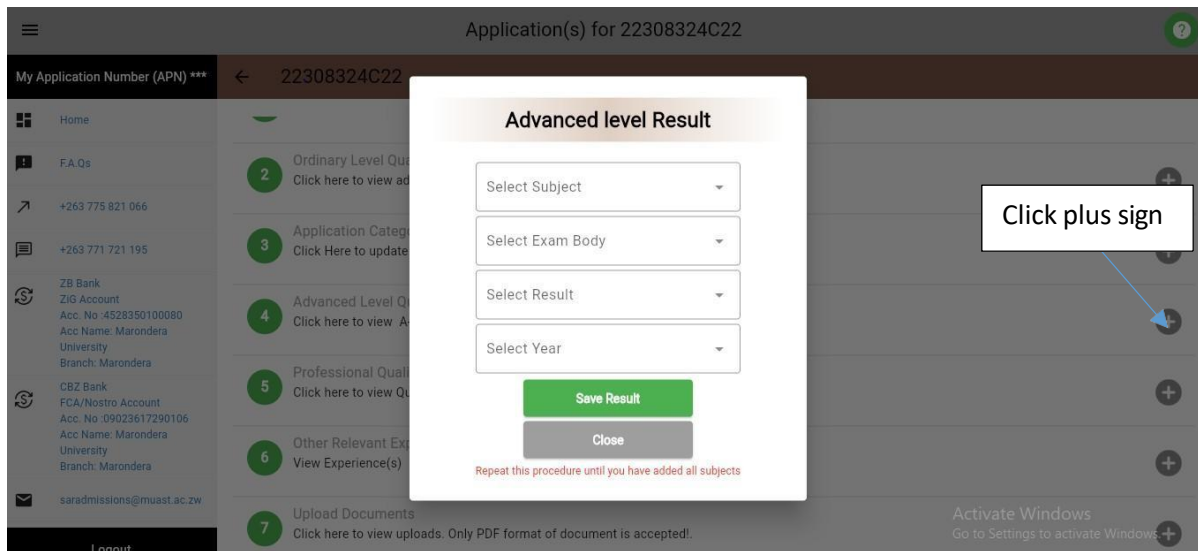
Click the arrow to select result

Select Year

Repeat this procedure until you have added all subjects

Step 10: A-level results

Add exam results, repeat the process, saving data until all subjects are finished.



The screenshot displays the MUASt application portal interface. A modal form titled "Advanced level Result" is centered on the screen, overlaid on a background of application steps. The modal contains four dropdown menus: "Select Subject", "Select Exam Body", "Select Result", and "Select Year". Below these are two buttons: a green "Save Result" button and a grey "Close" button. A red text note at the bottom of the modal states: "Repeat this procedure until you have added all subjects".

In the background, the application steps are visible:

- 1. Home
- 2. Ordinary Level Questions (Click here to view ad...)
- 3. Application Category (Click Here to update...)
- 4. Advanced Level Questions (Click here to view A...)
- 5. Professional Qualifications (Click here to view Q...)
- 6. Other Relevant Experience (View Experience(s) ...)
- 7. Upload Documents (Click here to view uploads. Only PDF format of document is accepted!..)

A callout box with the text "Click plus sign" and a blue arrow points to a plus sign icon on the right side of the application steps list.

Contact Information for Support

Need Assistance?

If you encounter any challenges during your application process or require further guidance, please reach out to the relevant support offices listed below:

Registry Department

For inquiries about academic records, admissions, or document verification:

Ms Chekenya

- Phone: +263 77 582 1066

Bursary

For questions about payment of fees, financial assistance, or payment receipts:

Mrs Mumba

- Phone: +263 77 186 2214

ICT Support

For technical issues with the online application system or uploading documents:

Mr. Chimunhu

- Email: icthelpdesk@muast.ac.zw
- Phone: +263 77 599 4516

We are committed to providing prompt and helpful assistance. Do not hesitate to contact us should you need support at any stage of your application journey.